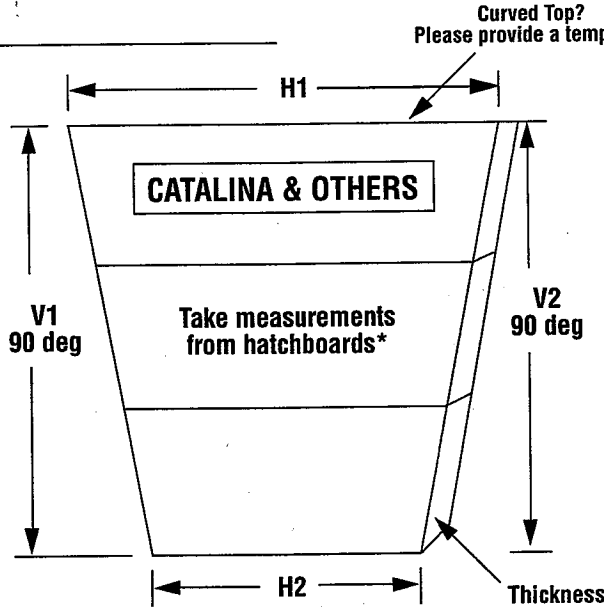


Companionway Door Dimensions

Diagram for taking dimensions of Companionway Door for Catalina and other models.
Please contact us with boat model before submitting dimensions.

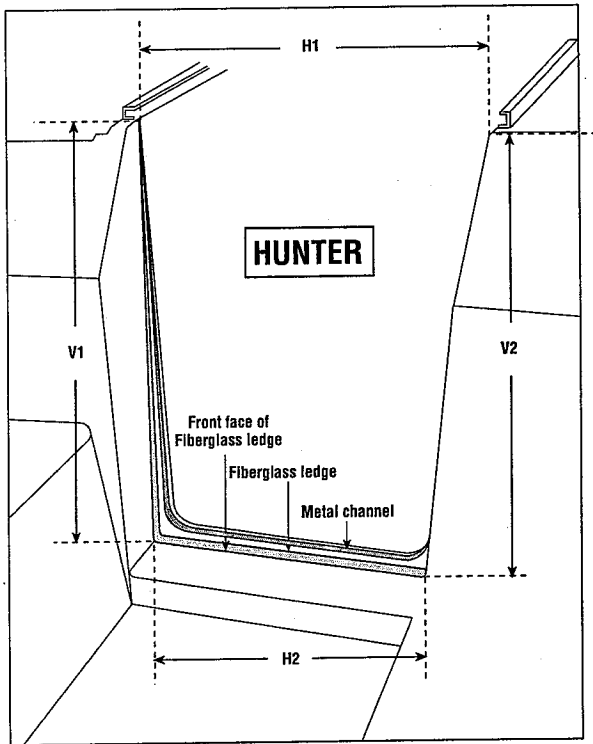
Boat Model/Year _____
Groove Depth _____
Thickness _____
V1 _____ V2 _____
H1 _____ H2 _____

Curved Top?
Please provide a template.



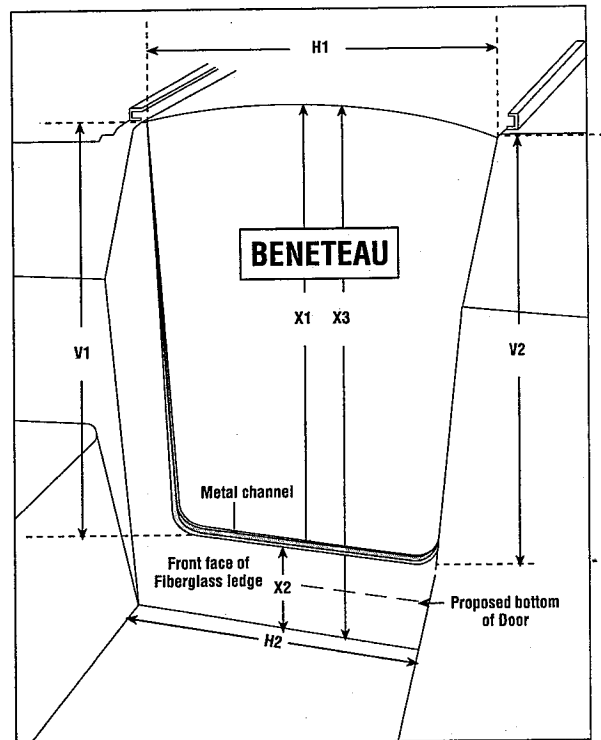
*NOTE: Take measurements from hatchboards with hatchboards taken out of companionway groove and positioned as though they were in groove, not as separate pieces.

Diagram for taking dimensions of Companionway Door for most Hunters
Please contact us with boat model before submitting dimensions.



H1 _____ V1 _____
H2 _____ V2 _____

Diagram for taking dimensions of Companionway Door for Beneteaus
Please also provide a template for the arc of the slider and if possible a photo of the companionway.



H1 _____ H2 _____
V1 _____ V2 _____
X1 _____ X2 _____
X3 _____
Template enclosed? _____